

DekaLux-Deutschland TF A

Equity Funds Europe

ISIN LU0062624902

Benchmark:^{1, 2} 100% HDAX Total Return Index in EUR®

Fund Description

The fund invests predominantly in German equities. Derivatives are used for yield enhancement and to steer asset allocation. The investment objective is to generate a risk-adjusted outperformance of the benchmark. The fund manager relies to a large extent on in-house buy-side equity research for both top-down sector allocation and bottom-up stock selection. We believe that companies with the potential to outperform the market in the medium term can be identified through rigorous fundamental equity research. The fund manager is responsible for performance and has the final authority to make investment decisions. Risk management is an integral part of the investment process and the fund manager adheres to a predefined risk budget. Trades are executed by specialist traders in accordance with the principle of 'best execution'. Foreign currency exposure is not hedged, but is minimal.

Fund Facts

Reuters-Code	974587X.DX
Bloomberg-Code	DEKDEUT
Fund Manager	Trudbert Merkel
No. of Securities in Fund	109
Fund Currency	EUR
Fund Volume	543.8 m EUR
Launch Date	01 Dec 1995
End of Fiscal Year	30 Sep
Dividend Policy	Distribution
Amount of Last Dividend	0.11 EUR
Date of Last Dividend	20 Nov 2008
NAV per share	69.01 EUR
T.I.S. (Taxable Income per Share)	0.00 EUR
Stock-Related Profits (in %)	8.16

Fund Fees

Subscription Fee	0.00 %
Management Fee ³	1.250 % p.a.
Distribution Fee	0.720 % p.a.
Custodian Bank Fee	0.100 % p.a.
Introduction of Performance-based Fee ⁴	01 May 2007
Performance-based Fee ex post (fiscal year 2007/08)	0.000 %
TER (fiscal year 2007/08) ⁵	2.170 %
TER plus PF (fiscal year 2007/08) ^{5, 6}	2.170 %

Fund Data

Risk Weight (in %) ⁷	125.97
Volatility according to MaH (in %) ⁸	42.82
Foreign Currency Exposure (in %) ⁹	0.00

Rating Information

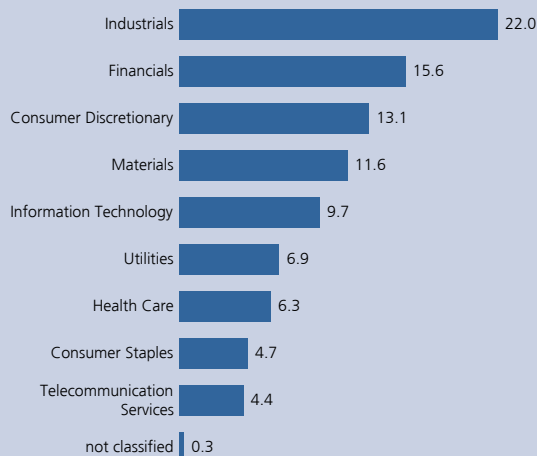
Feri Fonds Rating ¹⁰

C

Morningstar Rating ¹¹

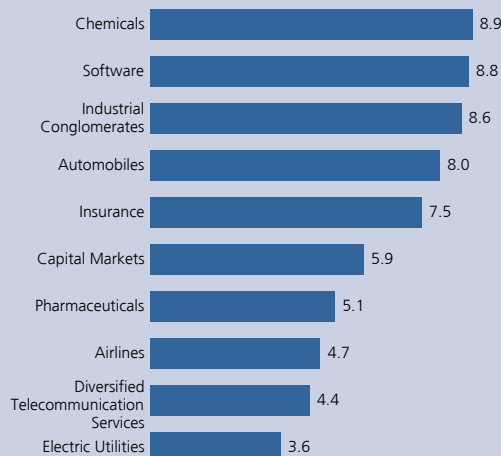
☆☆☆

Largest Sectors (in %)



Sep 2009

Largest Subsectors (in %)



Sep 2009

DekaLux-Deutschland TF A

Equity Funds Europe

ISIN LU0062624902

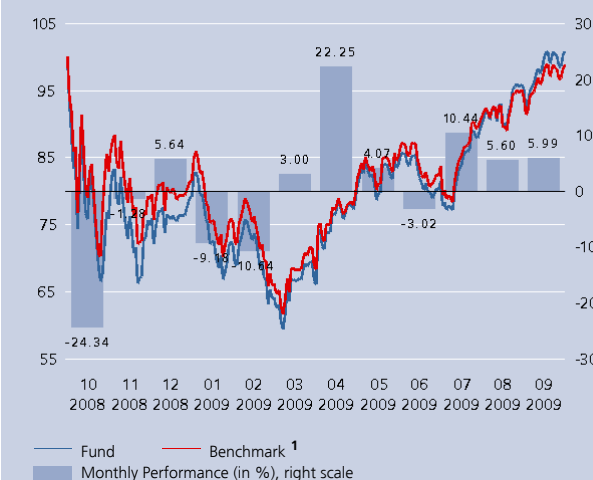
Benchmark:^{1, 2} 100% HDAX Total Return Index in EUR®

Largest Holdings			(in %)	
Security	Sectors	Sub-Sector	Aug 09	Sep 09
Siemens Namakt.	Industrials	Industrial Conglomerates	8.2	8.3
SAP AG	Information Technology	Software	6.7	6.2
Deutsche Bank Namensaktien	Financials	Capital Markets	5.6	5.8
Bayer AG	Health Care	Pharmaceuticals		4.8
DAIMLER AG	Consumer Discretionary	Automobiles	4.5	4.7
LUFTHANSA AG -VNA-	Industrials	Airlines	4.7	4.6
BASF SE	Materials	Chemicals	4.8	4.5
DEUTSCHE TELEKOM AG -NA-	Telecommunication Services	Diversified Telecommunication Services	4.6	4.4

Performance ¹²							
	YTD	1M	3M	6M	1Y	3Y	5Y
Fund (in %) EUR	27.49	5.99	23.61	52.51	0.59	-11.21	32.71
Fund p.a. (in %) EUR ¹³					0.59	-3.89	5.82
Benchmark (in %) EUR ¹	21.25	5.15	17.90	44.66	-0.72	-6.78	43.11
Benchmark p.a. (in %) EUR ^{1, 13}					-0.72	-2.31	7.43

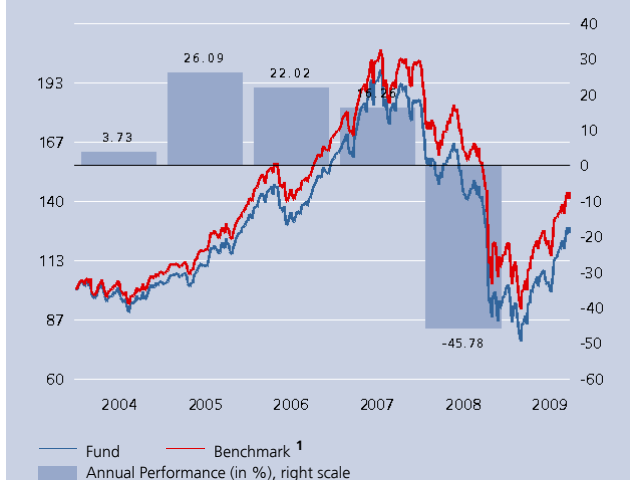
1-year Performance (EUR) ¹²

Period: 01 Oct 2008 - 30 Sep 2009



5-year Performance (EUR) ¹²

Period: 01 Jan 2004 - 30 Sep 2009



Risk Parameters

		1Y	3Y	5Y
Tracking Error (%)	Fund	15.0	7.1	5.6
Information Ratio	Fund	0.13	-0.23	-0.27
Correlation	Fund	0.93	0.98	0.98
Alpha (%)	Fund	2.1	-1.3	-2.5
Beta	Fund	1.09	1.14	1.13
Max. Gain (%) ¹⁴	Fund	69.9	69.9	111.5
	Benchmark ¹	60.7	60.7	111.7
Max. Loss (%) ¹⁴	Fund	-41.3	-62.1	-62.1
	Benchmark ¹	-39.0	-56.9	-56.9
Volatility (%) ¹⁵	Fund	40.5	29.5	24.4
	Benchmark ¹	34.7	25.3	21.1
Sharpe Ratio ¹⁶	Fund	negative	negative	0.08
	Benchmark ¹	negative	negative	0.16

DekaLux-Deutschland TF A

Equity Funds Europe

ISIN LU0062624902

Benchmark:^{1, 2} 100% HDAX Total Return Index in EUR®

Fund Share Classes		
Tranche	ISIN	Launch Date
DekaLux-Deutschland TF A	LU0062624902	01 Dec 1995
DekaLux-Deutschland TF T	LU0265740307	02 Oct 2006
DekaLux-Deutschland F (T)	LU0341018926	04 Mar 2008

Deka International S.A.
5, rue des Labours, L-1912 Luxemburg

¹ The adjusted benchmark shows the respective benchmark. The price calculation for the benchmark has been set at a time as close as possible to the time of price calculation for the fund. The benchmark may have changed in the past.
The benchmark index only serves for informational purposes. The asset manager is under no obligation to replicate the index or match the performance of the index.

² HDAX Total Return Index in EUR® is a registered trademark of Deutsche Börse AG. This financial instrument is neither sponsored nor promoted, distributed or in any other manner supported by Deutsche Börse AG (the "Licensor"). Neither the publication of the Index by the Licensor nor the granting of a license regarding the Index as well as the Index Trademark for the utilization in connection with the financial instrument or other securities or financial products, which derived from the Index, represents a recommendation by the Licensor for a capital investment or contains in any manner a warranty or opinion by the Licensor with respect to the attractiveness on an investment in this product.

³ The Management Fee includes a sales commission for funds issued in Germany.

⁴ Introduction of performance-based fee: 01 May 2007. The calculation methodology is: Up to 1/4 of the amount by which the fund outperforms its benchmark index on a gross-of-fee basis.

⁵ Total costs in per cent of the average fund volume of the past fiscal year. The Total Expense Ratio (TER) includes all fees related to the investment in the fund except the transaction fees and if applicable performance dependent fees.

⁶ TER plus Performance-based Fee

⁷ Risk weight as of 21 Sep 2009 in accordance with the credit risk standard method of the German Solvency Regulation.

⁸ Risk measure according to the "Minimum Requirements for the Trading Activities of Credit Institutions" (MaH).

⁹ Percentage of foreign currency exposure as of 21 Sep 2009 in accordance with the credit risk standard method of the German Solvency Regulation.

¹⁰ Rating as of 31 Aug 2009; see www.feri.de for further information

¹¹ Rating as of 31 Aug 2009; see www.morningstar.de for further information

¹² Calculated according to BVI methodology. Subscription fees were not taken into consideration. Source: DekaBank

Past performance is not a reliable indicator for future performance.

¹³ The annualized (p.a.) performances are the average performances of the specified time period.

¹⁴ Maximum gain/loss in percent, based on daily performance without currency effects over the specified time period.

¹⁵ Volatility in % is calculated on the basis of weekly (for a track record of less than 3 years) or monthly (for a track record greater than 3 years) data.

¹⁶ The risk free rate is orientated to the three-month treasury rate. A negative Sharpe Ratio has no informative value.

This data was compiled carefully. However, we do not accept liability for incorrect data.

This information should not be used in lieu of a personal consultation with an investment advisor. The sales prospectus and the by law mandatory reports are the solely binding documents when acquiring Deka Investmentfunds. These are made available to you by DekaBank at 60625 Frankfurt or under www.deka.de

Notes: